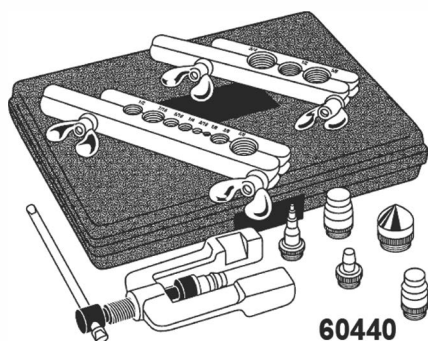


INSTRUCTIONS FOR SWAGING

YELLOW JACKET® KIT 60440

This tool is for swaging of soft copper, aluminum and brass tubing.

1. Select the proper swaging adapter and screw it onto the nut on the feed screw. Place a drop of oil on the adapter to help ensure smooth operation.
2. Prepare the tubing by cutting off squarely with a YELLOW JACKET® cutter. Also remove any internal burrs or rolled-in edges from end of tubing.
3. Insert tubing into flaring bars locating the tubing end above bars by one tubing diameter plus 1/8". Tighten the bar's wing nut closest to the tubing first and then tighten the other wing nut. This method of tightening can be done by hand and prevents tubing slippage. Example: Insert 3/8" tubing 3/8" + 1/8" or 1/2" above flaring bar.
4. Apply a small amount of refrigeration oil to swage adapter. Slip yoke over flaring bar and rotate so yoke "locks" onto the bar. Rotate feed screw with swage adaptor into tubing until the shoulder with knurled edge comes in contact with tubing.
5. While still holding tool, rotate feed screw and swage adapter counter-clockwise to back it out of the tubing. The swage is complete.

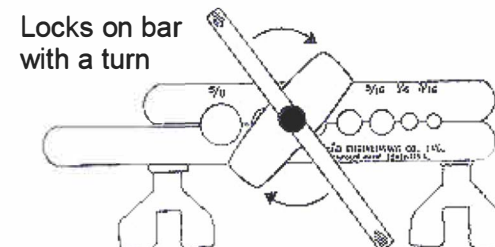
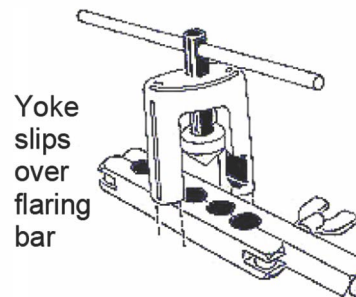


INSTRUCTIONS FOR FLARING

YELLOW JACKET® KIT 60440

This tool is designed for both flaring and swaging soft copper, aluminum or brass tubing. Swaging is on reverse side.

1. Attach flare cone to the feed screw nut then use as any other two piece flare tool.
2. Prepare the tubing by cutting off squarely with a YELLOW JACKET® cutter. Remove any internal burrs or rolled-in edges from end of tubing.
3. Insert tubing into flaring bars locating the tubing end slightly above bars. Tighten the bar's wing nut closest to the tubing first and then tighten the other wing nut. This method of tightening can be done by hand and prevents tubing slippage.
4. Slip yoke over flaring bar and rotate so yoke "locks" on to bar. Hold yoke and bar in place as flare is formed.



Ritchie Engineering Company, Inc.
 YELLOW JACKET Products Division
 10950 Hampshire Avenue South
 Bloomington, MN 55438
 Phone: 800-769-8370 or 952-943-1333
 Fax: 800-322-8684 or 952-943-1605
 E-mail: custserv@yellowjacket.com